

YANKTON COUNTY 4-H NEWS

MAY 2020



LIVESTOCK EXHIBITS

Livestock Entries need to be put into 4-H online by June 1st. DNA envelopes and ear tags are available at the office. Envelopes are due back by June 1st. with \$6.00 payment per envelope.. We will hold them at our office until July 15th then sent it to AKSARBEN. If not received prior to June 1st the animal entry will not be allowed to show at state fair.

Q&A Zoom: May 21 @ 6:00 pm

Join Zoom Meeting

<https://sdstate.zoom.us/j/97061738059>

Meeting ID: 970 6173 8059

One tap mobile: +19292056099,,97061738059#

South Dakota State Fair Book can be found at:

<https://extension.sdstate.edu/sites/default/files/2020-03/MC-00844.pdf>

Upcoming Events

Monday, May 25th		Office Closed
Friday, June 12th	9:00 am	Farm Safety Day Camp
Wednesday, June 24th	9:00 am	Tri-County Horse Show
Friday, June 26th	9:00 am	Special Foods contest
Friday July 3rd		Office Closed
Monday, July 20th	5:00 pm	County Fair Entry Deadline
July 20th - July 22nd		State Horse Show
July 23rd - July 26th		Summer Spotlight
Sunday, July 26th	1:00 pm	County Fair Setup
July 30th - August 1st		Yankton County Fair
September 2 -7th		South Dakota State Fair

Page Information

1. Livestock Exhibits / Q&A Zoom / State Fair Book
2. 4-H Shirt order form non members
3. Why are you in 4-H?
4. June Dairy Month
5. South Dakota 4-H Legislature
6. Poultry Project Members
- 7.-9. Steps to show your animal project
10. 4-H Member Spotlight
11. Member Spotlight Wyatt Fairley
12. SD Summer Adventures
- 13-14 How to Add Animal Exhibits 4-H online



I've "GOAT" to go
to the
Yankton County Fair!
2020



Designed By:

Charlie Freng

ALL 4-H MEMBERS REGISTERED FOR YANKTON COUNTY 4-H BY MAY 31st
WILL RECEIVE ONE T-SHIRT!!

Extra Shirts can be ordered!!

NOTE: Shirts do not come in Youth XS or Youth XL

Orders and Money due to the Extension Office NO LATER THAN June 12th!

Sizes and Prices are listed below:

(Prices include Sales Tax)

Youth Small to Youth Large will cost \$10.00

Adult Small to Adult XL will cost \$12.00

Adult 2XL will cost \$12.50

Adult 3XL will cost \$13.50

Adult 4XL will cost \$14.50

Name: _____

Club: _____

Shirt Size _____ How Many _____

Shirt Size _____ How Many _____

Shirt Size _____ How Many _____

As 4-H educators, we have been receiving a lot of questions related to whether families should move forward with purchasing market livestock for fair. What if we don't have a fair? What will I do with my animal? Or, the one that hurts the worst, what if I lose all my money?

My response to all these questions is a question itself. What are you in this for? What do you hope to gain?

If you are in 4-H so that your child can learn about the effort that goes into raising livestock and producing food animal products, get the animal.

If you are in 4-H so that your child can become a better citizen or learn about goal setting or gain effective leadership skills, get the animal.

If you are in 4-H so that your child can be a step above their peers, so that they can develop a sense of belonging, mastery, independence and generosity, get the animal.

If you are in 4-H so that your child can learn about resilience, determination and never giving up hope (even in the middle of a pandemic), get the animal.

But, if you are in 4-H so that your child can sell their animal for twice what you invested in it, don't get the animal.

If you are in 4-H so that your child can bring home a big banner or a shiny trophy, don't get the animal.

If you are in 4-H so that you can boast to co-worker and friends about how your child beat out 15 other people's children to be the coveted "Grand Champion," don't get the animal.

Ultimately, if you do this thing called 4-H so that you can clean up at the county fair and earn awards, money and bragging rights, don't get the animal. Because I can't guarantee you those things this year.

I can only guarantee you this:


The agricultural community is powerful. The loyalty and camaraderie among us is bigger than words can describe. Even if we are unable to have fair in the traditional sense, we will do everything humanely possible to ensure youth have the opportunity to display their work. Whether it's posters or videos or, fancier yet, virtual judging, we will go to the ends of the Earth to save the 4-H experience for your children. We will work cooperatively with the Junior and Senior Fair Boards and Sale Committee to help with arrangements for animals. We will not strand you with a project; instead, we will work right alongside you to figure out where that animal can go. Whether it's taking it to a packer five minutes up the road or loading it on a trailer headed half-way across the U.S., we will do the best job that we can to help you navigate the "end-game." And lastly, we can guarantee you that your child will learn. That, despite limited club meetings or seven days at the county fair, your child will learn the important things. The things that matter. They will fill the days of this pandemic with hope as opposed to grief. Your child will develop a relationship with their animal(s) like they never have before, because, quite frankly, it's one of the few things they have left.

Is there a chance their experience will be different this year? Yes.

Is there a chance they will lose money? Yes.

As a result, is their 4-H year a lost cause? Should they just give up?

I'll leave that up to you.



June Dairy Month Celebration!

Date: June 6th

Time: 1:00 PM

Where: Tri-Cross Dairy
45144 289th St.
Viborg, SD 57070

June is Dairy Month! So, to celebrate, Yankton County 4-H will get the opportunity to tour a Dairy Farm near Viborg. 4-H'ers and their families will get the chance to see how a dairy operates and learn by asking questions! Please RSVP to the Extension Office by June 1st.

4-H'ers and families will be responsible for transportation to and from the dairy.





WE WANT YOU
TO APPLY FOR...

SOUTH DAKOTA 4-H LEGISLATURE

Run to be a South Dakota 4-H Legislator or engage as an active constituent! Be civically engaged by creating change and serving as a voice for your county 4-H program!

TO LEARN MORE:

Join the information webinar session via Zoom on
Friday, April 24 @ 4:30-5:30 PM CT. Open to anyone
interested in learning more about the program!

URL: <https://sdstate.zoom.us/j/858778957>

Dial-in: +16699006833, 858778957#



SDSU
Extension



April 3, 2020

Dear 4-H Poultry Project Members,

South Dakota State University Extension sponsored livestock competitions follow all State animal health rules and regulations. This includes all poultry for shows or exhibitions must originate from a pullorum clean source or be officially tested negative for pullorum disease within 90 days of exhibition. Unfortunately, once again in 2020, there is a shortage of Pullorum antigen used for the Rapid Whole Blood Plate Test which SD Authorized Poultry Testing Agents and veterinarians can perform in the field, and there may not be any available prior to fair season.

What does this mean for my 4-Her?

If your poultry originated from a Pullorum clean source, request official documentation verifying this. Official documentation includes a VS Form 9-3 (with the National Poultry Improvement Plan emblem on it), a South Dakota Intrastate Report of Sales of Hatching Eggs, Chicks, and Poults, or an invoice from a SD licensed hatchery or chick store with the SD pullorum-typhoid clean emblem. Bring the documentation with you when you obtain your Certificate of Veterinary Inspection (CVI) from your veterinarian.

If your poultry do not originate from a pullorum clean source, you will need to pursue other testing avenues. SD Authorized Poultry Testing Agents and Veterinarians can submit a sample to SDSU ADRDL for the Salmonella Pullorum Microagglutination Test (MAT). This will cost \$5 per sample, in addition to the \$10 case generation fee and variable university fees.

We understand that this is not the most favorable situation. However, part of herdsmanship and the lessons we would like to instill in our 4-H producers is the importance of animal health and biosecurity. We will continue to monitor the situation and keep 4-H families updated.

Sincerely,

Laura Kahler
Gregory & Tripp County 4-H Youth Program
Advisor
laura.kahler@sdstate.edu

Jen Hayford
Lake & Moody County 4-H Youth Program
Advisor
jennifer.hayford@sdstate.edu



2020 Steps to Show Your Animal Project

Step 1- Collect DNA samples for market animals (beef, goats, sheep, swine) and return both used and unused envelopes to the County 4-H Office by **Friday, May 29 at 5:00 pm**.

- DNA samples are required on market animals being considered for State Fair. Samples are not necessary if the animal is only exhibited at County Fair.
- Ask the County 4-H Office for a “Hair Sample Collection Instruction” sheet to provide guidance and ensure proper sampling techniques are followed.
- When returning collected market animal samples to the County 4-H Office, exhibitors will need to pay \$6 for each DNA sample. Checks are preferred.

Step 2 – Make sure your animal has correct identification. Please check your species for requirements. 4-H Green tags can be obtained from the Extension Office.

- Market Beef requires a 4-H NUES tag as the primary identifier. A herd tag is needed as a second identifier.
- Breeding Beef - Registered heifers must have an ear tattoo corresponding to her registration paper as a primary identifier. Plus a secondary identifier such as a bangs tag, USDA Silver Tag, NUES tag, or herd tag. Commercial heifers must have a bangs tag, USDA Silver Tag, or NUES tag as a primary identifier. Plus a secondary identifier such as a tattoo, herd tag, or freeze brand.
- Dairy Cattle - Ear Tattoo and Registration Paper for registered cattle or Official USDA ‘840’ Tag and Registration Paper. Grade and Crossbred cattle must have ear tattoo or electronic ID tag, or Bangs Tag, or 4-H Green NUES Tag.
- Dairy Goats - USDA Official Scrapie ID or Tattoo. Tattoo and Registration Paper for registered goats. If registrations papers are not presented at check-in, the animal must show in “Unrecorded Grade”. Unrecorded Grade goats must have tattoo or herd tag
- Breeding Meat Goats – Tattoos will be accepted only for registered does and must be accompanied by breed registration papers. Grade animals and registered animals without registration papers will be shown as commercial. Pending breed registration papers are not acceptable. Tattoos must be legible. If tattoos are not legible, they will be dismissed from the show. Commercial animals must have a USDA Official Scrapie ID.
- Market Meat Goats - USDA Official Scrapie ID
- Poultry – Leg Band required for State Fair. Must be updated with correct numbers by August 13.
- Rabbits - All rabbits must have an ear tattoo in the left ear prior to showing at the County level.
- Sheep – USDA Scrapie Tag

SDSU EXTENSION · YANKTON COUNTY EXTENSION OFFICE, 901 Whiting Drive PHONE: 605-665-3387

EMAIL: yankton.county@sdstate.edu



2020 Steps to Show Your Animal Project

- Market Swine - Official 4-H NUES Tag or Premise ID Tag or 840 RFID Tag
- Breeding Swine – Ear Notched and tagged

Step 3- Enter animal identification accurately and completely in 4HOnline by **Monday, June 1** at 11:59pm.

- Before registering animal project(s) on 4HOnline, carefully read the general livestock exhibitor information, as well as the species-specific information in the [2020 State Fair Book](#) for which you will be exhibiting an animal project(s).
- Companion Animal needs to be entered in 4HOnline by August 13.

Step 4- Submit livestock lease form (if applicable) to 4HOnline by **Monday, June 1** at 11:59pm.

Step 5- Submit purebred registration papers to 4HOnline by **Wednesday, July 1** at 11:59pm.

- Breeding beef, market steers, dairy cattle, breeding meat goats, dairy goats, breeding sheep, and breeding and market swine must have a registration paper to exhibit in purebred classes.
- If you do not have a registration paper in 4HOnline, it must be exhibited in the commercial/grade/crossbred class.
- If you do not have a registration paper by July 1, an official letterhead with a detailed explanation from the respective breed association stating circumstances for the lack of paperwork must be uploaded in its place. E-mail explanations alone for late registration papers are NOT an accepted document.

~~Step 6- Submit YQCA certificate to 4-H Online by **Wednesday, July 1** at 11:59 pm~~

- ~~• All 4-H beef cattle, dairy cattle, dairy goat, meat goat, sheep, swine, poultry, and rabbit exhibitors must be certified through the YQCA (Youth for the Quality Care of Animals) program. Help sheets are available through your county office.~~

Step 7- Register all exhibits in FairEntry for Yankton County Fair between June 20 and **Monday, July 20**.



2020 Steps to Show Your Animal Project

Step 8- Obtain Certificate of Veterinary Inspection (CVI) from veterinarian within 30 days of exhibition

Step 9- Assist at fairgrounds set-up on **Sunday, July 26** at 1pm

Step 10- Check-in animals at 4-H grounds on **Thursday, July 30** starting at 7pm

- Certificate of Veterinary Inspection (CVI) must be turned in before unloading animals
- Note: Cloverbud animals, companion animals, baby beef CVIs are still required.

Step 11- Exhibit animal(s) at County Fair.

- Animal (except market swine) must be exhibited at County Fair to be eligible for State Fair.

Step 12- If bringing animal to State Fair, read the State Fair Book and the species-specific information for which you will be exhibiting an animal project(s). Register exhibits in FairEntry for South Dakota State Fair by **August 13** at 11:59 pm.

Note: 4HOnline – You are telling us what animals you have at home that you might bring to the fair. FairEntry – You are registering animals for the fair including what class you would like them in.

4-H Member Spotlight

Each month a 4-H member is featured in the observer. If you would like to be featured, please fill this out and turn back in to Katie.

Name: _____

Age: _____

Parents & Siblings: _____

School: _____

Grade: _____

4-H Club: _____

Years in 4-H: _____

Favorite 4-H Activity: _____

Favorite 4-H memory: _____

Greatest 4-H achievement: _____

Favorite part of County Fair: _____

How did you get interested in 4-H? _____

What has 4-H taught you? _____

Why should other join 4-H? _____

What do you like to do for fun?

Favorite subject in School: _____

Favorite food: _____

Favorite song: _____

Role Models: _____

Future Plans: _____

Favorite animal: _____

Favorite sports team: _____

Other hobbies & interests: _____

If I won a million dollars, the first thing I would buy is: _____

What would you like to be when you grow up? _____

PHOTO

4-H MEMBER SPOTLIGHT: WYATT FAIRLEY

Age: 10

Parents & Siblings: Brian and Teresa, Madison, Will

School: Gayville Volin

Grade: 4th

4-H Club: Yankton Clovers

Years in 4-H: 5

Favorite 4-H Activity: Showing Sheep

Favorite 4-H Memory: winning sheep show

Greatest 4-H Achievement: winning division at state sheep show

Favorite Part of County Fair: getting all purples on my projects

How did you get interested in 4-H? my parents

What has 4-H taught you? responsibility

Why should others join 4-H? cause it is fun

What do you like to do for fun? basketball and show

Favorite Subject in School: Math

Favorite Food: Pizza

Favorite Song: Believer

Role Models: My parents

Future Plans: go to college

Favorite Animal: sheep

Favorite Sports team: Duke

Other hobbies & interests: being with friends, sports, church showing

If I won a million dollars, the first thing I would buy is: house

What would you like to be when you grow up: NBA basketball player





South Dakota Summer Adventures

A Virtual Summer Series Provided by South Dakota 4-H

As we continue to practice physical distancing, South Dakota 4-H is gearing up to provide youth across the state with an opportunity to learn, create, and develop skills virtually with their peers.

Youth will be engaged in a variety of educational pieces including but not limited to live Zoom sessions and discussion boards. Additionally, youth will have an opportunity to participate in a variety of challenges each week. The top five individuals from each challenge will receive a monetary prize.

At the end of each week, a family challenge will encourage youth to utilize skills and tricks they learned from the week with their family.

The series is open to **ALL** youth in South Dakota.

Each week South Dakota 4-H will provide 4-8 educational experiences, 3-4 youth contests, and 1 family challenge.

Week 1: June 1-5 *Gardening*

Week 2: June 8-12 *My Community*

Week 3: June 15-19 *Sports and Recreation*

Week 4: June 22-26 *Arts*

Week 5: June 29- July 2 *My Future*

Week 6: July 6-10 *Food*

Week 7: July 13-17 *Water*

Week 8: July 20-24 *Pet & Animals*

Week 9: July 27-31 *Health & Wellness*

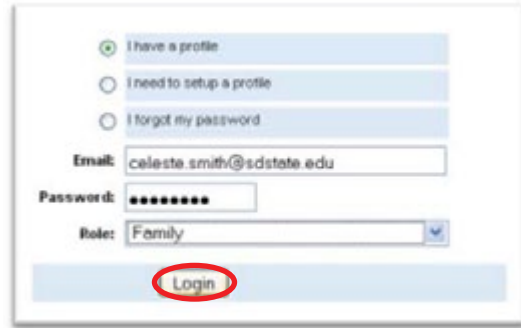
Week 10: Aug 3-8 *Outdoor Education*

Week 11: Aug 10-14 *4-H Proud*

*Registration information will be coming soon!
For questions please contact: Christine Wood
Christine.Wood@sdstate.edu*

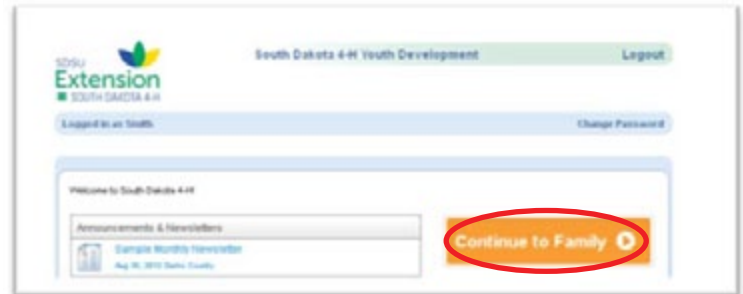
How to Add Animals

1. Login to a family account.



The login form includes three radio buttons: "I have a profile" (selected), "I need to setup a profile", and "I forgot my password". Below these are fields for "Email" (caleste.smith@sdstate.edu), "Password" (masked with dots), and a "Role" dropdown menu set to "Family". A "Login" button is circled in red at the bottom.

2. Click "Continue to Family"



3. Click "Edit" next to a member add Animal information.



2)	Bezz Anderson	Youth	415042	Active	2012-2013	Edit
3)	Alexia Smith	Youth	471863	Short-Term	2012-2013	Edit
Expand Registrations: 08-01-2013-09-30-2013						
10747 05/01/2013-2013 South Dakota 4-H Radio Approved View / Print						
4)	caleste Smith	Youth	410321	Active	2012-2013	Edit
Expand Registrations: 08-01-2013-09-30-2013						

4. Click on the "Animals/Livestock" page.



5. Select the "Animal Type."
6. Click "Add Animal."



The "Add an Animal" form has "Animal Type" set to "Dairy Cattle" and the "Add Animal" button circled in red.

7. Enter the requested Animal Information.
NOTE: Items in BOLD are required.
8. Click "Select" under the document name to upload the appropriate forms.

NOTE: Uploading documents may require that the family scan and save the documents to their computer. If a family does not have access to a scanner, send required forms to the County 4-H Office and County 4-H Staff will scan and upload the forms to 4HOnline.

9. If all of the information is complete and accurate, check "I verify the information for this animal is accurate."
10. Click "Save."

11. The Animal will appear on the member's "Animal List."
12. Repeat steps 5 - 10 for each animal the member plans to use for the current 4-H Program year.
13. To edit animal information prior to the Livestock Identification deadline, click "Edit/View" next to the animal entry. Animal information is locked after the identification deadline.
14. To add animals for another family member, click "My Member List" and repeat steps 4 - 10.

Species	Type	Animal	Status	Edit / View
Cattle	Beef, Market	156415	Pending	Edit / View
Cattle	Dairy, Cattle	123415	Pending	Edit / View
Cattle	Dairy, Cattle	54541	Pending	Edit / View