



Help Sheet: SD 4-H Volunteer Videos

1. Open a web browser and go to sd.4honline.com. Scroll to the bottom of the page and log in using your e-mail and password for 4hOnline. If you don't remember your login information, contact the 4-H Office.

For more information about the South Dakota 4-H Youth Development program, visit us online at:

- www.4honline.org
- South Dakota 4-H on Facebook

I have a profile
 I need to setup a profile
 I forgot my password

Email:

Password:

Role: Family

Contact Us | Privacy Policy | Refund Policy

4honline Registration powered by 4HOnline

2. After logging in, click "Continue to Family".

Welcome to South Dakota 4-H!

My Meetings

Announcements & Newsletters

- 2013 April Newsletter
Apr 01, 2013 Meade County
- 2013 February Newsletter
Feb 01, 2013 Meade County
- 2013 January Newsletter
Dec 28, 2012 Meade County
- 2012 December Newsletter

3. Scroll down to your member list and click "Edit" next to your name or the person who needs to complete to Volunteer Video Training.

Snyder Family | Edit Family

21365 Snyder Ranch Rd
Piedmont, SD 57669-7183
402-366-8467
tacy.j.langeheier@gmail.com
4-H Youth Program Advisor (Mea) County [contact info]

Add A New Family Member

select a member type...

ReActivate An Archived Family Member

select a member...

YOU CAN NOT REGISTER FOR AN EVENT UNTIL YOUR ENROLLMENT HAS BEEN ACCEPTED AND YOUR STATUS IS SET TO ACTIVE
If your enrollment status is 'inactive' or 'incomplete', click the 'Edit' button to review and submit your record for approval

Name	Role	Membership ID	Enrollment Status	Last Active Year	Edit
1) Tacy Snyder	Adult		Pending		<input type="button" value="Edit"/>

Volunteer Screening Pending (2014-2015):

Member Reports

4. On the next screen, click the small link "Trainings" at the top of the page.

SDSU Extension SOUTH DAKOTA 4-H

South Dakota 4-H Youth Development Logout

Logged in as Snyder, Tacy Home | My Member List

Enrollment Member Settings Trainings

Trainings

Personal Information Additional Information Volunteer Screening Participation

Adult Personal Information

South Dakota State University is an Affirmative Action/Equal Opportunity Employer and offers all benefits, services, education and employment opportunities without regard for race, color, creed, religion, national origin, ancestry, citizenship, age, gender, marital status, pregnancy, sexual orientation or Vietnam Era Veteran status.

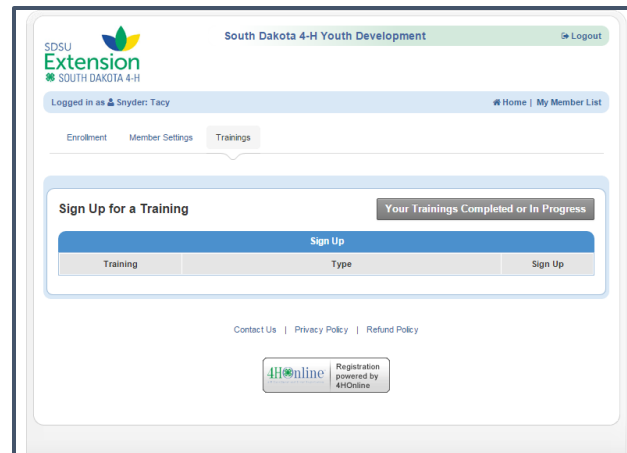
NOTE: The Emergency Contact should be someone other than the member's parent/guardian. Parent contact information is already provided. In the case of an emergency, parents/guardians are contacted first. If they are unavailable, the Emergency Contact is contacted.

Profile Information

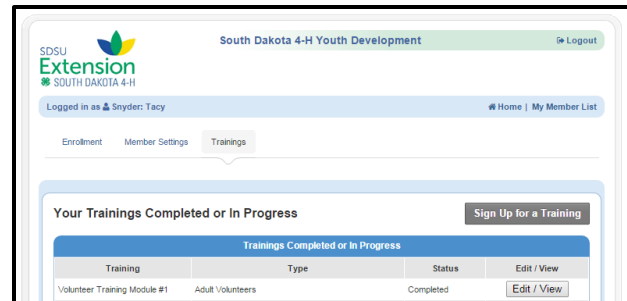
5. Click “Sign Up for a Training”.



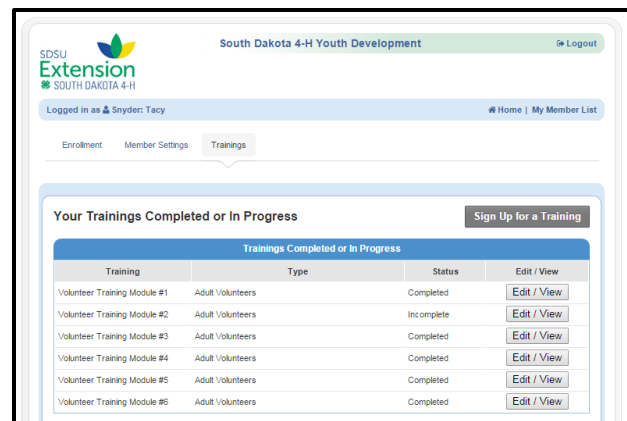
6. Click the “Sign Up” Button on the left of the screen for Training Module #1. (Since I have signed up for all of the trainings already, no trainings are showing up as available-sorry for the inaccurate image.)



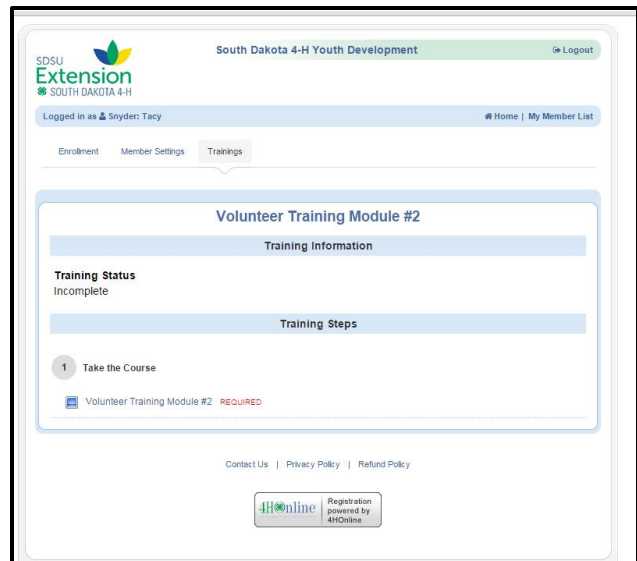
7. Training Module 1 will show up on your trainings list. Repeat Steps 5 and 6 until you have signed up for all 6 modules.



8. Now, to begin taking the trainings, click the “Edit/View” button next to the training module you wish to complete. We recommend watching the videos in numerical order.



9. Click the “Volunteer Training Module” link at the bottom of the page to view the module.



10. Repeat steps 8 and 9 until all of the videos have been completed.

Note: You do NOT have to watch all of the videos in one sitting. You are free to watch them as time allows.