

Market Swine: Ownership Verification Affidavit

Deadline: June 1

 **4-H YOUTH DEVELOPMENT**

4-H Youth/Exhibitor Name(s): _____ County: _____ 4-H Youth ID#: _____
 Address: _____ Telephone #: _____

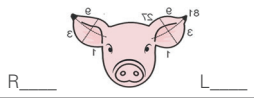




Street/PO Box
City
State
Zip

I (we) agree to abide by the rules and regulations as published in the SD 4-H Division State Fair Book. I (we) understand it is my responsibility to be familiar with the rules, regulations and schedules. I (we) understand that failure to abide by the rules and regulations published in the SD 4-H Division State Fair Book may result in forfeiture of all ribbons, prizes, awards, rights and privileges to exhibit livestock in the future.

4-H Youth/Exhibitor Signature(s): _____ Parent/Legal Guardian Printed Name: _____

4-H Program Advisor Signature(s): _____ Parent/Legal Guardian Signature: _____

4-H Member Instructions: Form must be filled out completely and in the local extension offices by the designated species ownership deadlines for State Fair and/or AKSAR-BEN eligibility. Print or obtain a copy of this form online or from your County Extension Office. Copy is to be turned in at weigh/tag-in location or the County Extension Office. The 4-H Youth Program Advisor must verify Ownership Verification Affidavit forms and all necessary information. These forms must be uploaded to the 4-H Member records on the 4hOnline enrollment system. All fields containing an Asterisk (*) must be filled in at time of verification.

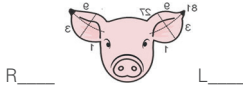








Purebred or Commercial*	Gilt or Barrow*	4-H Green Tag #*	4-H Green Tag (L/R) Ear*	Ear Notch #*	Name & Registration # of Animal (Leave Blank if Commercial)	State Fair DNA Collected (Y/N)*
Example: Commercial	Barrow	U7400	L			Y
						
						
						
						

Market Swine: Ownership Verification Affidavit (cont.)

Deadline: June 1

 4-H YOUTH DEVELOPMENT

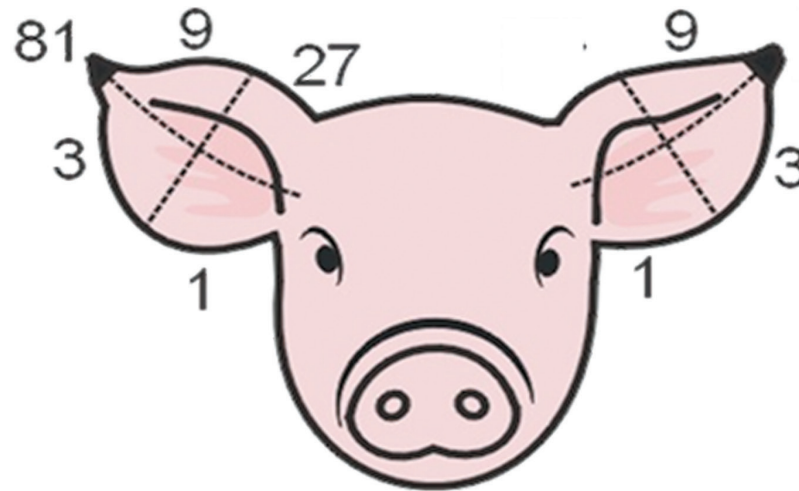
4-H Member Instructions: Form must be filled out completely and in the local extension offices by the designated species ownership deadlines for State Fair and/or AKSAR-BEN eligibility. Print or obtain a copy of this form online or from your County Extension Office. Copy is to be turned in at weigh/tag-in location or the County Extension Office. The 4-H Youth Program Advisor must verify Ownership Verification Affidavit forms and all necessary information. These forms must be uploaded to the 4-H Member records on the 4hOnline enrollment system. All fields containing an Asterisk (*) must be filled in at time of verification.

Purebred or Commercial*	Gilt or Barrow*	4-H Green Tag #*	4-H Green Tag (L/R) Ear*	Ear Notch #*	Name & Registration # of Animal (Leave Blank if Commercial)	State Fair DNA Collected (Y/N)*
Example: Commercial	Barrow	U7400	L			Y
						
						
						
						
						
						
						
						

The Universal Ear Notching System is the most common method of permanent identification. The following paragraphs explain the Universal Ear Notching System.


Litter Mark (Right Ear)

The right ear is used for the litter mark. All pigs in the same litter must have the same ear notches in this ear. The right ear is on the pig's own right side.



Individual Pig Mark (Left Ear)

The left ear is used for notches to show individual pig number in the litter. Each pig will have different notches in this ear.



28-7

When listing (or reading) ear notches, the litter number is listed first and the individual pig number is listed second. This pig is out of litter #28 and its individual number is #7.

Source: Ohio State University 4-H Swine Resource Handbook